



BEXIE 2 Guns DC EV Small Charging Station 60kW-120kW



bexieenergy.com



Datasheet

This brochure is a publication from BEXIE GROUP.

Vanward makes reservations for any factual or printing errors in this brochure.

+34 985 194 232

Calle Peña Santa 68, Polígono Industrial Silvota,
33192, Llanera, Asturias

www.bexieenergy.com

BEXIE GROUP designs, manufactures and delivers high-performance solar electric technology worldwide.










Product Overview

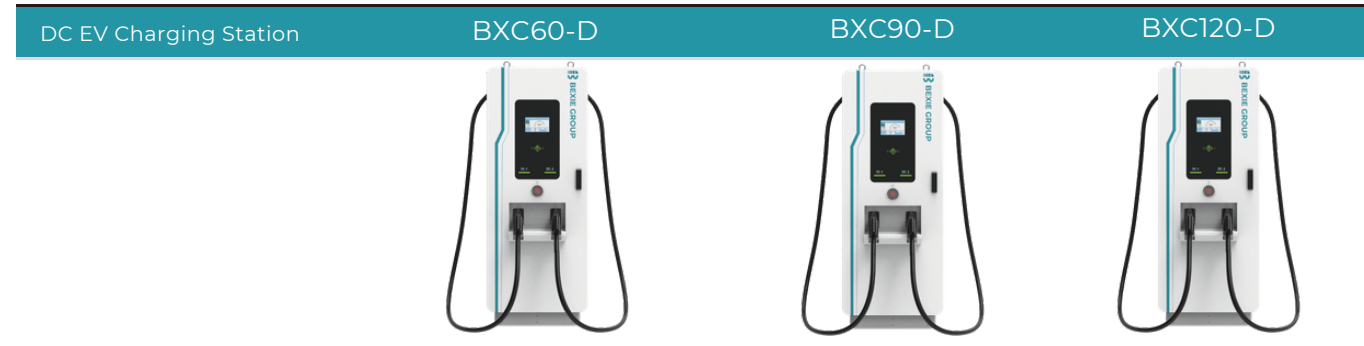
The BEXIE DC EV Charging Station boasts a remarkable 7-inch touch screen for effortless control. It comes with a range of certifications including CE, CB and RCM, and offers robust full protection features. With convenient app control and Ethernet/4G/WiFi connectivity, you can charge your EV with confidence and efficiency.



Product Advantages

-  IP55 Rating
-  4G
-  Full Protection
-  OCPP 1.6J
-  7-inch Touch Screen
-  RFID
-  APP Control

Model Selection



Structure Description			
Shell Material	Galvanized Sheet		
Dimension	700*520*1800(L*W*H mm)		
Packing Dimension	1050*820*2035(L*W*H mm)		
Weight	≤320kg	≤340kg	≤360kg
Installation Method	Floor-stand Type		
Cable Routing	Bottom Inlet Wiring,Up Outlet Wiring		
Total length of gun cable	5 m		
Charging Outlets	Double(CCS1+CCS1) Double (CCS1+CHADEMO) Double(CCS2+GBT) Double(CHADEMO+CHADEMO) Double(CCS2+CCS2)	Double (CCS2+CHADEMO) Double(CHADEMO+GBT) Double(CCS1+CCS2) Double(CCS1+GBT) Double(GBT+GBT)	Double (CCS1+NACS) Double(CCS2+NACS) Double(GBT+NACS) Double(CHADEMO+NACS) Double(NACS+NACS)
Connectivity Authorization	RFID, App		
Screen	7 Inch LCD Screen/LED Light		
Electrical Specification			
AC Input Voltage	AC380V-415V,3P+N+PE		
Rated Input Current	102A	152A	203A
Input Frequency	50Hz/60Hz		
Consumption	≤24W		
Rated Power	60kW	90kW	120kW
Output Voltage Range	CCS1/CCS2/GBT: 150Vdc ~1000Vdc;CHADEMO: 150Vdc ~500Vdc		
Output Current	CCS1/CCS2:0~200A; GBT/NACS:0~200A; CHADEMO:0~125A	CCS1/CCS2:0~250A; GBT/NACS:0~250A; CHADEMO:0~125A	CCS1/CCS2:0~250A; GBT/NACS:0~250A; CHADEMO:0~125A
Efficiency	≥95%		
Power Factor	≥0.99(load:100%)		

Functionate Design	
User Interface	Emergency Stop Button,LED Indicator,Card Swiping,Touch Screen
Charging Stands	EN IEC 61851-1: 2019, IEC 61851-1: 2017, EN 61851-23: 2014, IEC 61851-23: 2014, EN 61851-24: 2014, IEC 61851-24: 2014, EN IEC 61000-6-2: 2019, EN IEC 61000-6-4:2019, EN IEC 61851-21-2: 2021

Communication	
OCPP	OCPP 1.6J
Network Interface	Ethernet/4G/WiFi

RF Parameters	
LTE-FDD Operating Frequency	B1/B2/B3/B4/B5/B7/B8/B12/B13/B18/B19/B20/B25/B26/B28
LTE-TDD Operating Frequency	B38/B39/B40/B41
UMTS Operating Frequency	B1/B2/B4/B5/B6/B8/B19
MIFARE Operating Frequency	13.56MHz±7K
2.4G WI-FI Operating Frequency	2412MHz-2484MHz
2.4G WI-FI Maximum Transmit Power	20.5 dBm
WCDMA Maximum Transmit Power	24 dBm +1/-3 dB
LTE-FDD Maximum Transmit Power	23 dBm±2 dB
LTE-TDD Maximum Transmit Power	23 dBm±2 dB
MIFARE Maximum Transmit Power	14.05dBuA/m

Environment Condition	
Application Place	Indoor/Outdoor
Working Altitude	<2000m
Storage Temperature	-30°C~+55°C
Working Temperature	-30°C~+50°C
Working Humidity	5%~95%
Protection Level	IP55 IK10(Screen IK08)
Natural Cooling	Forced-air Cooling
Security Design	Over/Under Voltage Protection, Overload Protection, Current Leakage Protection, Grounding Protection, Over Temp Protection, Lightening Surge Protection

Model Selection

DC EV Charging Station BXC120-D-350



Structure Description			
Shell Material	Galvanized Sheet		
Dimension	700*520*1800(L*W*H mm)		
Packing Dimension	1050*820*2035(L*W*H mm)		
Weight	≤360kg		
Installation Method	Floor-stand Type		
Cable Routing	Bottom Inlet Wiring, Up Outlet Wiring		
Total length of gun cable	5 m		
Charging Outlets	Double(CCS1+CCS1) Double(CCS2+GBT) Double(CCS2+CCS2)	Double(CCS1+CCS2) Double(CCS1+GBT) Double(GBT+GBT)	Double (CCS1+NACS) Double(CCS2+NACS) Double(GBT+NACS) Double(NACS+NACS)
Connectivity Authorization	RFID, App		
Screen	7 Inch LCD Screen/LED Light		
Electrical Specification			
AC Input Voltage	AC380V-415V,3P+N+PE		
Rated Input Current	203A		
Input Frequency	50Hz/60Hz		
Consumption	≤24W		
Rated Power	120kW		
Output Voltage Range	CCS1/CCS2/GBT/NACS: 150Vdc –1000Vdc		
Output Current	CCS1/CCS2/GBT/NACS:0~350A		
Efficiency	≥95%		
Power Factor	≥0.99(load:100%)		

Functionate Design	
User Interface	Emergency Stop Button,LED Indicator,Card Swiping,Touch Screen
Charging Stands	EN IEC 61851-1: 2019, IEC 61851-1: 2017, EN 61851-23: 2014, IEC 61851-23: 2014, EN 61851-24: 2014, IEC 61851-24: 2014, EN IEC 61000-6-2: 2019, EN IEC 61000-6-4:2019, EN IEC 61851-21-2: 2021
Communication	
OCPP	OCPP 1.6J
Network Interface	Ethernet/4G/WiFi
RF Parameters	
LTE-FDD Operating Frequency	B1/B2/B3/B4/B5/B7/B8/B12/B13/B18/B19/B20/B25/B26/B28
LTE-TDD Operating Frequency	B38/B39/B40/B41
UMTS Operating Frequency	B1/B2/B4/B5/B6/B8/B19
MIFARE Operating Frequency	13.56MHz±7K
2.4G WI-FI Operating Frequency	2412MHz-2484MHz
2.4G WI-FI Maximum Transmit Power	20.5 dBm
WCDMA Maximum Transmit Power	24 dBm +1/-3 dB
LTE-FDD Maximum Transmit Power	23 dBm±2 dB
LTE-TDD Maximum Transmit Power	23 dBm±2 dB
MIFARE Maximum Transmit Power	14.05dBuA/m
Environment Condition	
Application Place	Indoor/Outdoor
Working Altitude	<2000m
Storage Temperature	-30°C~+55°C
Working Temperature	-30°C~+50°C
Working Humidity	5%~95%
Protection Level	IP55 IK10(Screen IK08)
Natural Cooling	Forced-air Cooling
Security Design	Over/Under Voltage Protection, Overload Protection, Current Leakage Protection, Grounding Protection, Over Temp Protection, Lightning Surge Protection